











Your Assessment Results

Name: DOE JANE

Organization: XYZ Corporation

Task	Percentage Correct	0% 25% 50% 75% 100%	Percentile Rank	Strengths and Needs
Understanding Financial Statements	Number of Questions = 38 Questions Attempted = 38 Questions Correct = 35 Percentage Correct = 92.1%	Your Percentage Correct Score  Your Group's Range of Scores and Group Average Score 	You scored as well as or better than 89.8 percent of all others taking this assessment.	Strength
Financial Statement Analysis	Number of Questions = 15 Questions Attempted = 15 Questions Correct = 11 Percentage Correct = 73.3%	Your Percentage Correct Score  Your Group's Range of Scores and Group Average Score 	You scored as well as or better than 62.2 percent of all others taking this assessment.	Okay
Breakeven Analysis	Number of Questions = 13 Questions Attempted = 13 Questions Correct = 11 Percentage Correct = 84.6%	Your Percentage Correct Score  Your Group's Range of Scores and Group Average Score 	You scored as well as or better than 92.1 percent of all others taking this assessment.	Okay
Capital Budget Decision Analysis	Number of Questions = 14 Questions Attempted = 14 Questions Correct = 12 Percentage Correct = 85.7%	Your Percentage Correct Score  Your Group's Range of Scores and Group Average Score 	You scored as well as or better than 90.4 percent of all others taking this assessment.	Strength
TOTAL	Number of Questions = 80 Questions Attempted = 80 Questions Correct = 69 Percentage Correct = 86.3%	Your Percentage Correct Score  Your Group's Range of Scores and Group Average Score 	You scored as well as or better than 85.0 percent of all others taking this assessment.	

A Few Definitions . . .

Your Group's Range of Scores & Group Average Score

This bar graph indicates the range of percentage correct scores achieved by the other members of your group, from lowest to highest, as shown by the light grey bar. The group's overall average score is indicated by the darker grey vertical line.

Your group is comprised of:

All the participants from your organization submitted for scoring at the same time.

Percentile Rank

Your Percentile Rank score shows how well you did in comparison to others who have taken this assessment. Your Percentile Rank Score represents the percentage of the population you scored as well as or better than. For example, a Percentile Rank of 62 would indicate that your performance was as good or better than that of 62% of all other participants to whom your performance was compared. Typically, this comparison would be made to all participants who have ever completed this assessment. In some cases, however, upon special request, this comparison group might be made up of participants from just your organization, industry group, level of job responsibility, or other special grouping.

The Percentile Rank score on this report was based on a comparison of your performance to that of:

All participants who have completed this assessment.

Strengths and Needs

Your performance in a particular task is deemed a Strength, a Need, or Okay based on the following criteria:

*Percentage Correct equal to or greater than 85.0 = Strength;
Percentage Correct between 70.0 and 85.0 = Okay; Percentage Correct less than 70.0 = Need.*

Putting Your Results Into Action

Use the form on the back of this sheet to write down an action plan for putting these results to immediate use. Establish objectives to build on your finance strengths and to develop any areas of need. Make your objectives specific, measurable, and achievable. And then begin, step by step, to accomplish your objectives. Take time to review and update your action plans on a regular basis.

Visit the Online Financial Knowledge Development Center

As you review these assessment results, it's likely that you'll have questions on how to interpret your results. Find the answers to all your questions online at the web-based Financial Knowledge Development Center.

You'll find opportunities for online learning, presentations on topics of interest to you, and downloadable resources to help in your continued development. Even take other assessment tests online!

The Financial Knowledge Development Center is found on the web at:

<http://www.edgetraining.com/finance.html>

(Development Center Opens in September, 1999)